













TRAVEL ROUTE SUGGESTIONS



| ROUTE | BEST TIME TO EXPERIENCE | SUGGESTED TIME FRAME | NUMBER OF KM'S |
|--|--|--|-----------------------------------|
|  Brisbane to Cairns | May to September | 14 to 21 days | 1700 km |
|  Brisbane to Brisbane (Old outback and coastal adventure) | May to September | 28 days minimum | 4800 km inland/coastal circuit |
|  Tasmania | November to April | 14 days minimum | 2000km for circuit |
|  Adelaide to Darwin via Uluru | May to September | 14 days minimum | 3500 km |
|  Kakadu National Park and the Top End | May to September | 7 days minimum could include Litchfield NP too | 1000 km |
|  Darwin to Perth | May to September | 25 days minimum | 4500 km |
|  Perth/South Western Circuit | Any time of year wildflowers August to November | 14 days | 2150 km |
|  Perth to Adelaide (Nullarbor) | May to September | 14 days minimum longer for South Western Corner | 2750 km |
|  Adelaide to Melbourne (Great Ocean Road) | Anytime however winter can be cold | 7 days minimum | 1000 km |
|  Melbourne to Sydney | Anytime however winter can be cold | 7 days minimum | 1200 km |
|  Sydney to Brisbane | Anytime however winter can be cold | 7 days minimum | 1000 km |
|  Cairns to Darwin | May to September | 14 days minimum | 3000 km |



PH: +61 7 3314 1518 AUS
PH: +64 3 547 3003 NZ
info@gallivantingoz.com.au

www.GallivantingOz.com.au